

NORTHLANDS AND SUNFIELD CITY SCHOOL

Grade 3 – 2st term 2020

HEALTH EDUCATION REVISION

Prepared by Miss Amrine Fareedun

Guideline: Parents are requested to assist the child. Instructions must be read by parents.

Activity 1

Observe the picture and answer the questions.



a) What are the children doing?

.....
.....

b) Who is helping them in crossing the road?

.....

c) Describe how the part of the road is where the children are crossing?

.....
.....

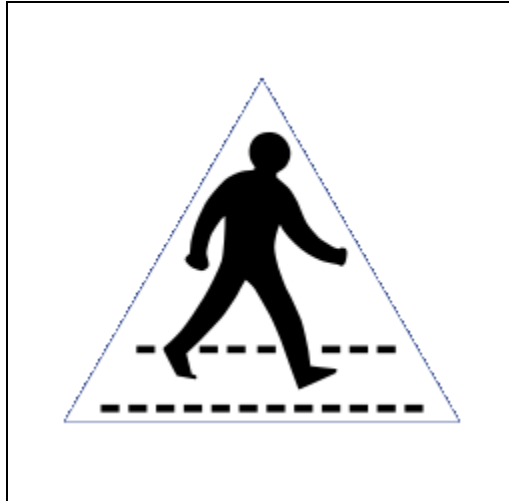
d) Where do you cross the road? Why?

.....
.....
.....

NORTHLANDS AND SUNFIELD CITY SCHOOL

Activity 2

(i) Complete by colouring the pedestrian crossing traffic sign.



https://www.wikiwand.com/en/Road_signs_in_Mauritius

(ii) Fill in the blanks with the words given below.

friends, drivers, safe, zebra, pedestrians, white


- The _____ crossing is a pedestrian crossing.
- It resembles the coat of a zebra because of its _____ stripes on the surface of the road.
- A zebra crossing gives priority rights of way to _____.
- It is a _____ location for pedestrian to cross.
- _____ should be able to see when you are crossing the road.
- Do not listen to music or talk to your friends when crossing the road

NORTHLANDS AND SUNFIELD CITY SCHOOL


Activity 3

(i) Read, look and match


1 Listen.



2 Stand on the pavement.



3 Look left.



4 Stop.



(ii) Look, read and write

Look right. Cross the road. Listen. Look left.



Listen.
