

NORTHLANDS & SUNFIELD CITY SCHOOL
Week 3 – Lower Pre Primary Section
Prepared by Miss Shalonee

LOWER PRE-PRIMARY SECTION For 1st year pupils CLL (English)
Worksheet on the theme “myself”

Age Group: <> 3 years

Full Name of child: _____

Guideline: 1. Parents are requested to read and guide the child throughout the paper as he/she is still developing his/her fine motor skills. Note pupils may get tired writing and colouring. Please let the child takes his/her time to complete the activities. Videos must be shown to the child for oral activities. Two to three activities per day for each subject

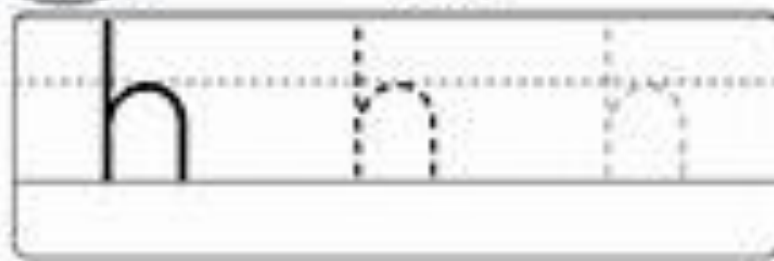
Activity 1 : to read and ask the child to repeat the letter “h” and word “hand”
To ask the child to trace and copy the letter “h” on the blank space provided.
To ask the child to colour the hand brown.





Letter H Alphabet Tracing Worksheet Lowercase Letter

Name _____



Now you try!

DooryMoo.com ©DooryMoo

Write alphabet “h”

h

h

h

Activity 2: to read and ask the child to repeat the letter “g” and word “girl”
To ask the child to trace and copy the letter “g” on the blank space provided.
To ask the child to colour the girl.




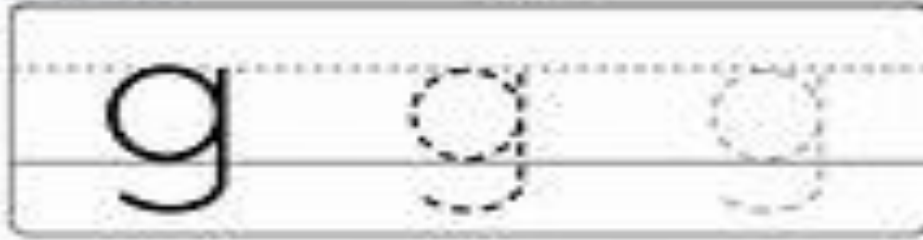
→ **a girl**



Letter G Alphabet Tracing Worksheet

Lowercase Letter

Name _____



Now you try!

DooryMoo.com ©DooryMoo

Write alphabet “ g ”

g

g

g

Activity 3: to read and ask the child to repeat the letter “b” and word “boy”
To ask the child to trace and copy the letter “b” on the blank space provided.
To ask the child to colour the boy.

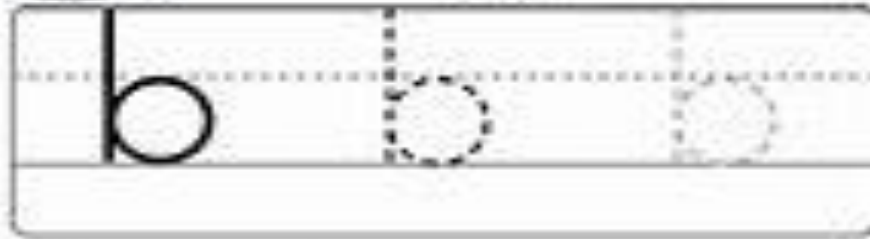


—————→ **a boy**



Letter B Alphabet Tracing Worksheet Lowercase Letter

Name _____



Now you try!

DooryMoo.com ©DooryMoo

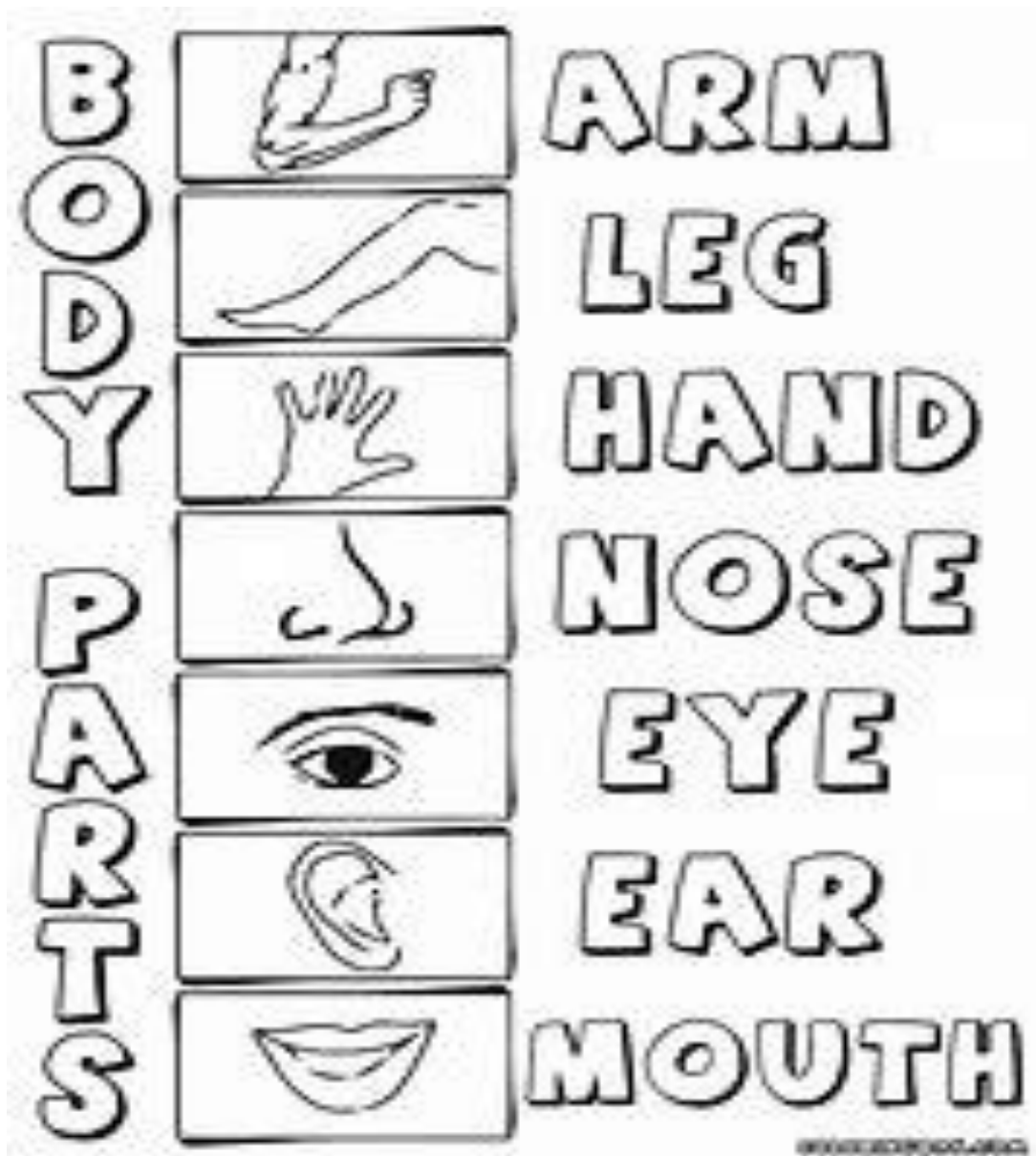
Write alphabet “ b”

b


b

b

Activity 4: to show and ask the child to repeat the different parts of the body as shown in the picture below.



Activity 5: to ask the child to colour the Easter egg with different colours.





Letter E Alphabet Tracing Worksheet Lowercase Letter

Name _____

e	e	e
---	---	---

e	e	e	e
---	---	---	---

e	e	e	e
---	---	---	---



Now you try!

DorothyMouse.com ©DorothyMouse


Write alphabet “ e”

e

e

e

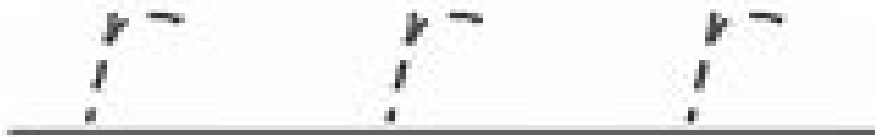

Activity 6: to ask the child to colour the rabbit and Easter egg with different colours.



→ **a rabbit**

Single Letter "r"
Practice

My name is _____



Write alphabet "r"

r

r

r