

**LOWER PRE-PRIMARY SECTION**

**For 1<sup>st</sup> and 2<sup>nd</sup> year pupils**

**CLL (English) Revision 2**

**Prepared by Ms Umika Ramoo in collaboration with Mrs Soonita Ramoo**

---

**Full Name of child:** \_\_\_\_\_

*Guideline: 1. Kindly start Revision 2 only if the child has completed Revision 1.  
2. Parents are requested to read and guide the child throughout the paper as he/she is still developing his/her fine motor skills. Note pupils may get tired writing and colouring. Please let the child take his/her time to complete the activities. Videos must be shown to the child for oral activities.  
3. To complete four activities per day for CLL (English).*

**DAY 1**

**Activity 1**

**To let the child listen to the following alphabets song on youtube.**

**<https://www.youtube.com/watch?v=h4eueDYPTIg>**

**Activity 2 (oral)**

**Please ask the child to repeat the letters in english after you.**

**a    b    c    d    e    f    g    h    i**

---

**j    k    l    m    n    o    p    q    r**

---


**s    t    u    v    w    x    y    z**

---

### Activity 3

Colour the girl and the boy.

Read and write the words below.



**a girl**

---



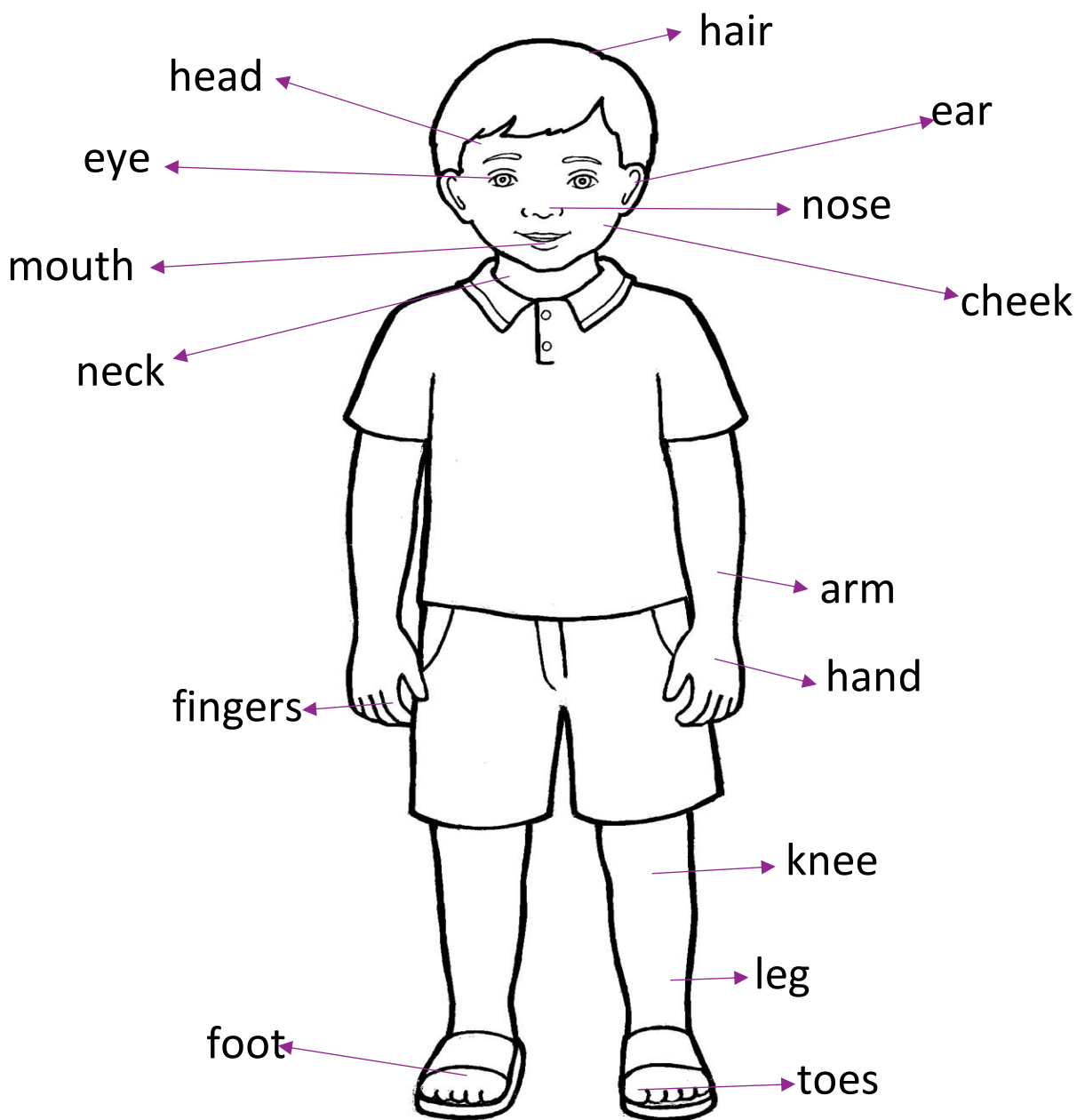
**a boy**

---

### Activity 4

**Read and colour the body parts.**

*Guideline: Please make the child repeat after you.*



**DAY 2**

Full Name of child: \_\_\_\_\_

**Activity 5**

To play the following video for the child on youtube

<https://www.youtube.com/watch?v=R9intHqlzhc>

**Activity 6**

Please ask the child to read and write the letters.

**a b c d e f g h i**

---

**j k l m n o p q**

---

**r s t u v w x y z**

---

### Activity 7

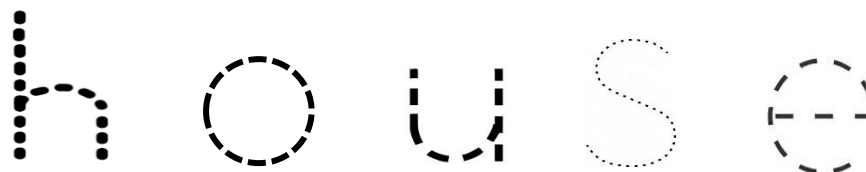
Read aloud: “ House ”

Write the letter h.

Colour the house.



Trace the word house.





## DAY 3

Full name of child: \_\_\_\_\_

### Activity 8

Read the word “ Flag”

Write the letter “ f ” and colour the flag red, blue, yellow and green.



flag

---

---

**DAY 4**

Name of child: \_\_\_\_\_

**Activity 9**

To play the following video for the child.

<https://www.youtube.com/watch?v=CwpHMPH-WbM>

**Activity 10**

Please ask the child to read and write the letters.

**a b c d e f g h i**

---

**j k l m n o p q**

---

**r s t u v w x y z**



---

### Activity 11

Read aloud: “ Water ”

Write the letter “ w ”.

Colour the image.



# Water

---

## W

---



**SUNFIELD CITY / NORTHLANDS  
PRE-PRIMARY & PRIMARY SCHOOL**

Kindly end Revision Work 2 with the following song on youtube:

<https://www.youtube.com/watch?v=SvTmW3Obpvo>