

**SUNFIELD CITY/ NORTHLANDS  
PRE-PRIMARY & PRIMARY SCHOOL**

**LOWER PRE-PRIMARY SECTION**

**For 1<sup>st</sup> and 2<sup>nd</sup> year pupils**

**CLL (English) Revision 1**

**Prepared by Ms Umika Ramoo in collaboration with Mrs Soonita Ramoo**

---

**Full Name of child:** \_\_\_\_\_

*Guideline:1. Parents are requested to read and guide the child throughout the paper as he/she is still developing his/her fine motor skills. Note pupils may get tired writing and colouring. Please let the child take his/her time to complete the activities. Videos must be shown to the child for oral activities.*

*2. To complete four activities per day for CLL (English).*

**DAY 1**

**Activity 1**

**To let the child listen to the following alphabets song on youtube.**

**<https://youtu.be/75p-N9YKqNo>**


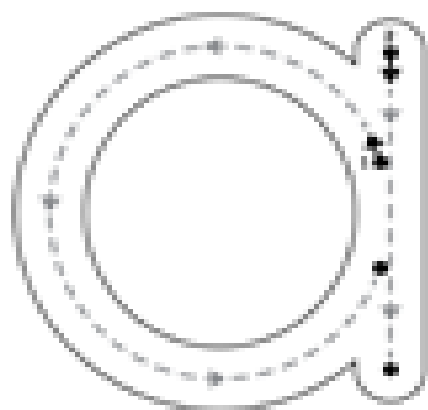
SUNFIELD CITY/ NORTHLANDS  
PRE-PRIMARY & PRIMARY SCHOOL

**Activity 2**

To read and ask the child to repeat the letter “a” and word “apple”

To ask the child to trace and copy the letter “a” on the blank space provided.

To ask the child to colour the apple red and the leaf green.



is for  
**apple**

Tracing practice lines for the letter 'a' and word 'apple'.

Row 1: Tracing practice for the letter 'a' on a three-line grid. It contains six dashed 'a's. The first two have arrows indicating stroke direction. The last four are for tracing.

Row 2: Tracing practice for the letter 'a' on a three-line grid. It contains six dashed 'a's for tracing.

Row 3: Blank three-line grid for copying the letter 'a'.

Row 4: Blank three-line grid for copying the word 'apple'.

SUNFIELD CITY/ NORTHLANDS  
PRE-PRIMARY & PRIMARY SCHOOL

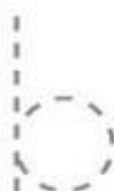
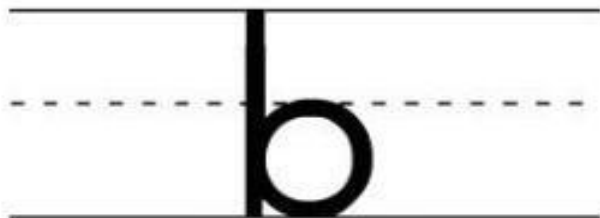
**Activity 3**

To read and ask the child to repeat the letter “b” and the word “bat”.

To ask the child to trace and copy the letter “b” on the blank space provided.



bat






SUNFIELD CITY/ NORTHLANDS  
PRE-PRIMARY & PRIMARY SCHOOL

**Activity 4**

To read and ask the child to repeat the letter “c” and the word “cat”.

To ask the child to trace and copy the letter “c” on the blank space provided.

**Cat**



SUNFIELD CITY/ NORTHLANDS  
PRE-PRIMARY & PRIMARY SCHOOL

**Activity 4**

To read and ask the child to repeat the letter “d” and the word “duck”.

To ask the child to trace and copy the letter “d” on the blank space provided.

To colour the duck yellow.

D is for Duck.

Trace the letters and then write it yourself.



Handwriting practice lines for the letter 'd'. The first section contains three sets of blank lines (top, middle, and bottom) for independent practice. The second section contains five dashed lowercase 'd' characters on a three-line grid for tracing. The third section contains two more sets of blank lines (top, middle, and bottom) for independent practice.

SUNFIELD CITY/ NORTHLANDS  
PRE-PRIMARY & PRIMARY SCHOOL

**DAY 2**

**Activity 5A**

To let the child view the following video on youtube.

<https://www.youtube.com/watch?v=ZVveMgtxdwY>

Name of child: \_\_\_\_\_

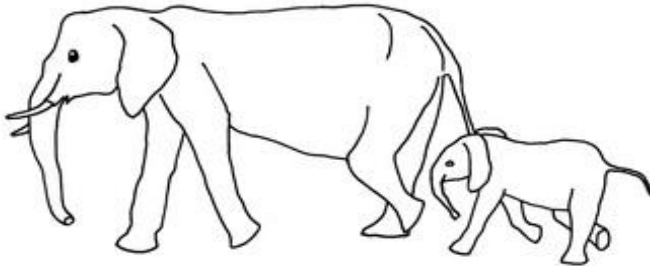
**Activity 5B**

To read and ask the child to repeat the letter “e” and the word “elephant”.

To ask the child to trace and copy the letter “e” on the blank space provided.

To colour the elephants blue.


elephant



Write the letter **e** on the lines below.

e .....

.....



SUNFIELD CITY/ NORTHLANDS  
PRE-PRIMARY & PRIMARY SCHOOL

**Activity 6**

To read and ask the child to repeat the letter “f” and the word “fish”.

To ask the child to trace and copy the letter “f” on the blank space provided.

To ask the child to name the colour of the fish.



f

fish

f

f

f

f

f

f

f

f

f

f

f

f

f

f

f

---

---

SUNFIELD CITY/ NORTHLANDS  
PRE-PRIMARY & PRIMARY SCHOOL

**Activity 7**

To read and ask the child to repeat the letter “g” and the word “ girl ”.

To ask the child to trace and copy the letter “g” on the blank space provided.

girl

g

g	g	g
g	g	g
g	g	g

gg

---



SUNFIELD CITY/ NORTHLANDS  
PRE-PRIMARY & PRIMARY SCHOOL

**Activity 8**

To read and ask the child to repeat the letter “h” and the word “horse”.

To ask the child to trace and copy the letter “h” on the blank space provided.

To colour the horse brown.

**h**

Horse.



Handwriting practice lines for the letter 'h'. The first set of lines includes a solid top line, a solid middle line, and a dashed bottom line. Below this is a row of five dashed lowercase 'h' characters for tracing. The second set of lines also includes a solid top line, a solid middle line, and a dashed bottom line, followed by a row of five dashed lowercase 'h' characters for tracing.

SUNFIELD CITY/ NORTHLANDS  
PRE-PRIMARY & PRIMARY SCHOOL

**DAY 3**

**Activity 9**

To read and ask the child to repeat the letter “i” and the word “ice-cream”.  
To ask the child to trace and copy the letter “i” on the blank space provided.  
To colour the ice-cream.

**i**

ice - cream



i	i	i	i	i	i
---	---	---	---	---	---

**i**

---

---

---

SUNFIELD CITY/ NORTHLANDS  
PRE-PRIMARY & PRIMARY SCHOOL

Activity 10

To read and ask the child to repeat the letter “j” and the word “jam”.

To ask the child to trace and copy the letter “j” on the blank space provided.

**j for jam**



j j j j j j

j j j j j j

---

---

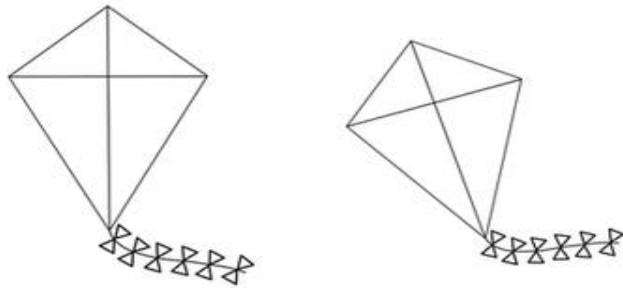
**SUNFIELD CITY/ NORTHLANDS  
PRE-PRIMARY & PRIMARY SCHOOL**

**Activity 11**

**To read and ask the child to repeat the letter “k” and the word “kite”.**

**To ask the child to trace and copy the letter “k” on the blank space provided.**

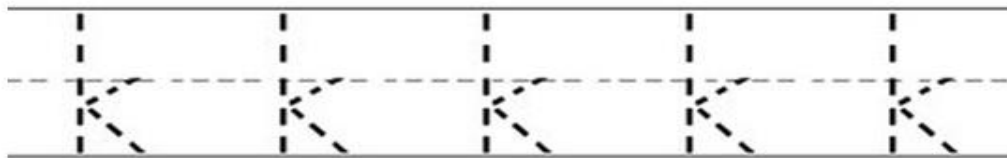
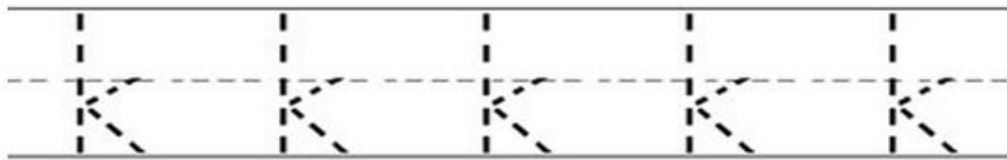
**Colour the kite blue.**



**k for kite**

---

---



SUNFIELD CITY/ NORTHLANDS  
PRE-PRIMARY & PRIMARY SCHOOL

**Activity 12**

To read and ask the child to repeat the letter “l” and the word “ leaf ”.

To ask the child to trace and copy the letter “l” on the blank space provided.

Colour the leaf green.

**l for leaf**



---

---

l	l	l	l	l
---	---	---	---	---

l	l	l	l	l
---	---	---	---	---

SUNFIELD CITY/ NORTHLANDS  
PRE-PRIMARY & PRIMARY SCHOOL

**Day 4**

**Activity 13**

To read and ask the child to repeat the letter “m” and the word “mouse”.

To ask the child to trace and copy the letter “m” on the blank space provided.

Colour the mouse.



**m for mouse**

Blank lines for writing practice.

Tracing practice for the letter 'm' on ruled lines. The first row shows a solid 'm' followed by five dashed 'm's. The second and third rows show a solid 'm' followed by five dashed 'm's.

SUNFIELD CITY/ NORTHLANDS  
PRE-PRIMARY & PRIMARY SCHOOL

Activity 14

To read and ask the child to repeat the letter “n” and the word “nest”.  
To ask the child to trace and copy the letter “n” on the blank space provided.  
Colour the nest.

**n for nest**



\_\_\_\_\_

\_\_\_\_\_

n n n n n n n n n n

n n n n n n n n n n

nest nest nest nest

nest nest nest nest

SUNFIELD CITY/ NORTHLANDS  
PRE-PRIMARY & PRIMARY SCHOOL

**Activity 15**

To read and ask the child to repeat the letter “o” and the word “orange”.  
To ask the child to trace and copy the letter “o” on the blank space provided.  
Colour the orange orange.



**o for orange**

---

---

---

---

---



---

---

---






SUNFIELD CITY/ NORTHLANDS  
PRE-PRIMARY & PRIMARY SCHOOL

Activity 16

To read and ask the child to repeat the letter “p” and the word “pig”.  
To ask the child to trace and copy the letter “p” on the blank space provided.  
Colour the pig.

p for pig



---

---

p p p p p p p p

p p p p p p p p

pig pig pig pig

pig pig pig pig

SUNFIELD CITY/ NORTHLANDS  
PRE-PRIMARY & PRIMARY SCHOOL

**DAY 5**

**Activity 17**

To read and ask the child to repeat the letter “q” and the word “queen”.

To ask the child to trace and copy the letter “q” on the blank space provided.



**q for queen**

Tracing practice lines for the letter 'q'. The first row contains eight dashed 'q's for tracing. The second row contains seven dashed 'q's for tracing. Below these are two solid horizontal lines for independent copying practice.


**SUNFIELD CITY/ NORTHLANDS  
PRE-PRIMARY & PRIMARY SCHOOL**

**Activity 18**

**To read and ask the child to repeat the letter “r” and the word “rain”.**

**To ask the child to trace and copy the letter “r” on the blank space provided.**

r



---

---

---

---

r r r r r r

---


---

r r r r r r

**SUNFIELD CITY/ NORTHLANDS  
PRE-PRIMARY & PRIMARY SCHOOL**

**Activity 19**

To read and ask the child to repeat the letter “s” and the word “sun”.  
To ask the child to trace and copy the letter “s” on the blank space provided.  
Colour the sun yellow.



**s for sun**

S s s s s s s s s s

S s s s s s s s s s

\_\_\_\_\_  
\_\_\_\_\_

SUNFIELD CITY/ NORTHLANDS  
PRE-PRIMARY & PRIMARY SCHOOL

**Activity 20**

To read and ask the child to repeat the letter “t” and the word “truck”.

To ask the child to trace and copy the letter “t” on the blank space provided.



**t for truck**



---

---

SUNFIELD CITY/ NORTHLANDS  
PRE-PRIMARY & PRIMARY SCHOOL

**DAY 6**

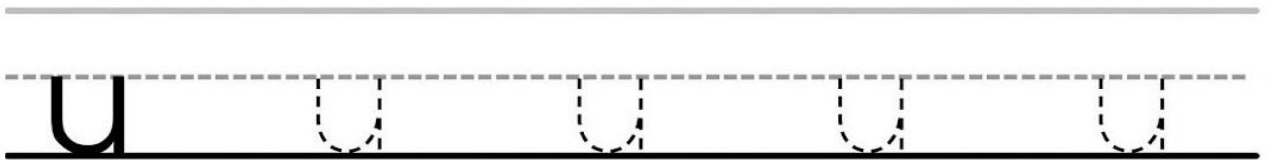
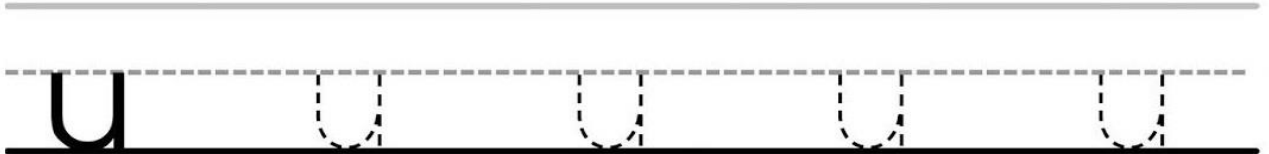
**Activity 21**

To read and ask the child to repeat the letter “u” and the word “umbrella”.

To ask the child to trace and copy the letter “u” on the blank space provided.



**u for umbrella**

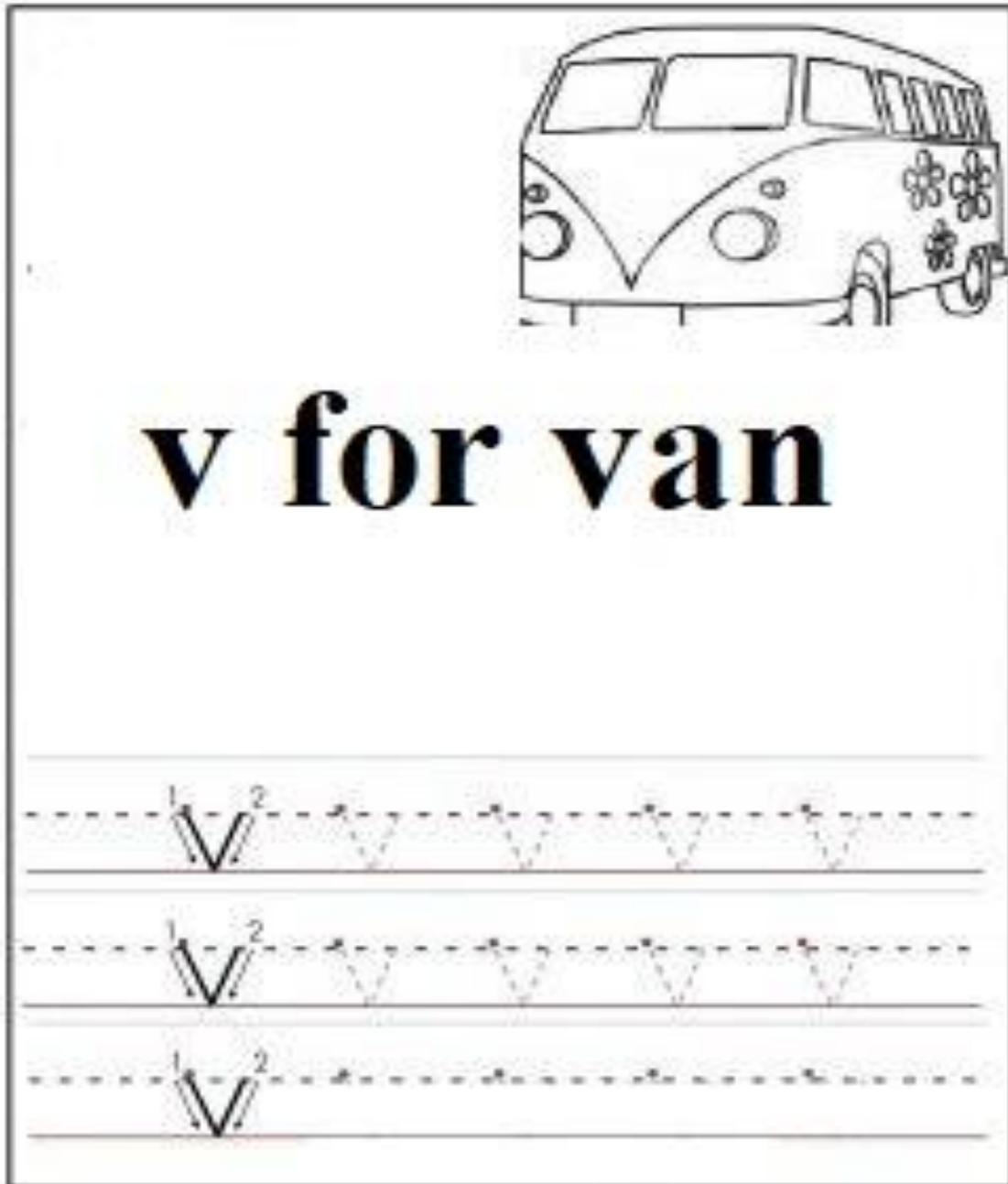


SUNFIELD CITY/ NORTHLANDS  
PRE-PRIMARY & PRIMARY SCHOOL

**Activity 22**

To read and ask the child to repeat the letter “v” and the word “van”.

To ask the child to trace and copy the letter “v” on the blank space provided.




SUNFIELD CITY/ NORTHLANDS  
PRE-PRIMARY & PRIMARY SCHOOL

**Activity 23**

To read and ask the child to repeat the letter “w” and the word “ worm ”.  
To ask the child to trace and copy the letter “w” on the blank space provided.  
Colour the worm.



**w for worm**



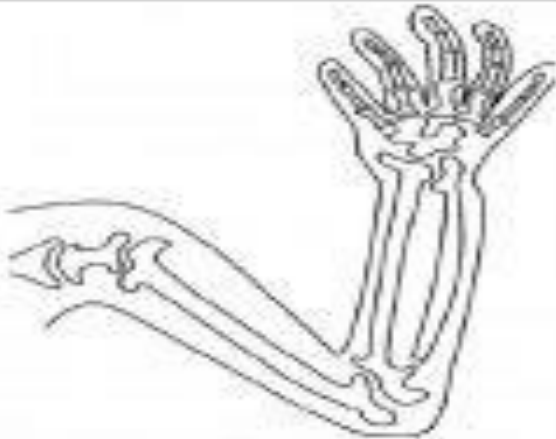


SUNFIELD CITY/ NORTHLANDS  
PRE-PRIMARY & PRIMARY SCHOOL

**Activity 24**

To read and ask the child to repeat the letter “x” and the word “x - ray”.

To ask the child to trace and copy the letter “x” on the blank space provided.



**x for x-ray**

Tracing practice lines for the letter 'x' on three sets of primary writing lines (top dashed, middle solid, bottom solid). The first set shows a solid 'x' followed by four dashed 'x's. The second set shows a solid 'x' with stroke order numbers (1 for the first diagonal, 2 for the second) followed by four dashed 'x's. The third set shows a solid 'x' with stroke order numbers followed by four dashed 'x's.

SUNFIELD CITY/ NORTHLANDS  
PRE-PRIMARY & PRIMARY SCHOOL

**DAY 7**

**Activity 25**

To read and ask the child to repeat the letter “ y ” and the word “ yak ”.

To ask the child to trace and copy the letter “ y ” on the blank space provided.

Colour the yak.



**y for yak**

y y y y y

y y y y y

y

SUNFIELD CITY/ NORTHLANDS  
PRE-PRIMARY & PRIMARY SCHOOL

Activity 26

To read and ask the child to repeat the letter “z” and the word “zebra”.

To ask the child to trace and copy the letter “z” on the blank space provided.



**z for zebra**

